

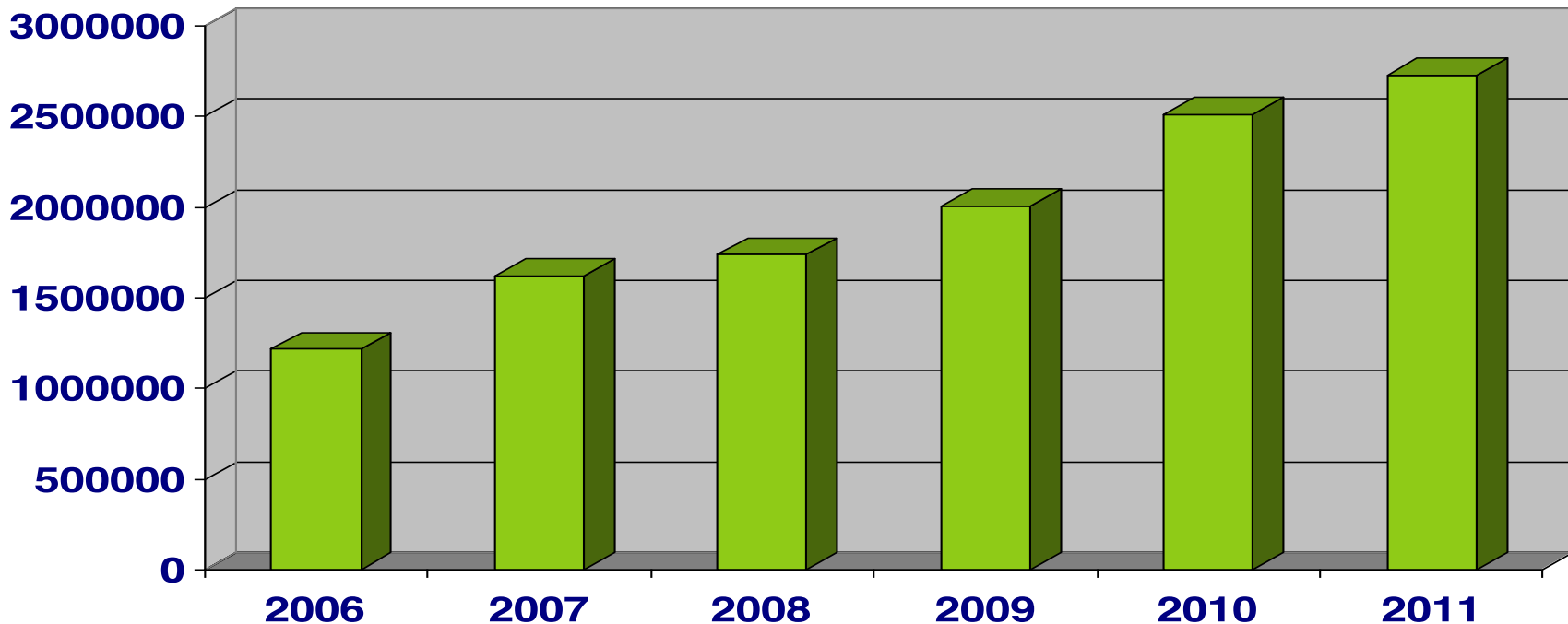
# 29<sup>TH</sup> TOURISM WORKING GROUP MEETING 12 JUNE 2012, DUSIT ISLAND RESORT CHIANG RAI, THAILAND



**LAO P D R: UPDATES ON TOURIST  
ARRIVALS AND BORDER CHECK POINTS**



# TOURISM STATISTICS LAO P D R

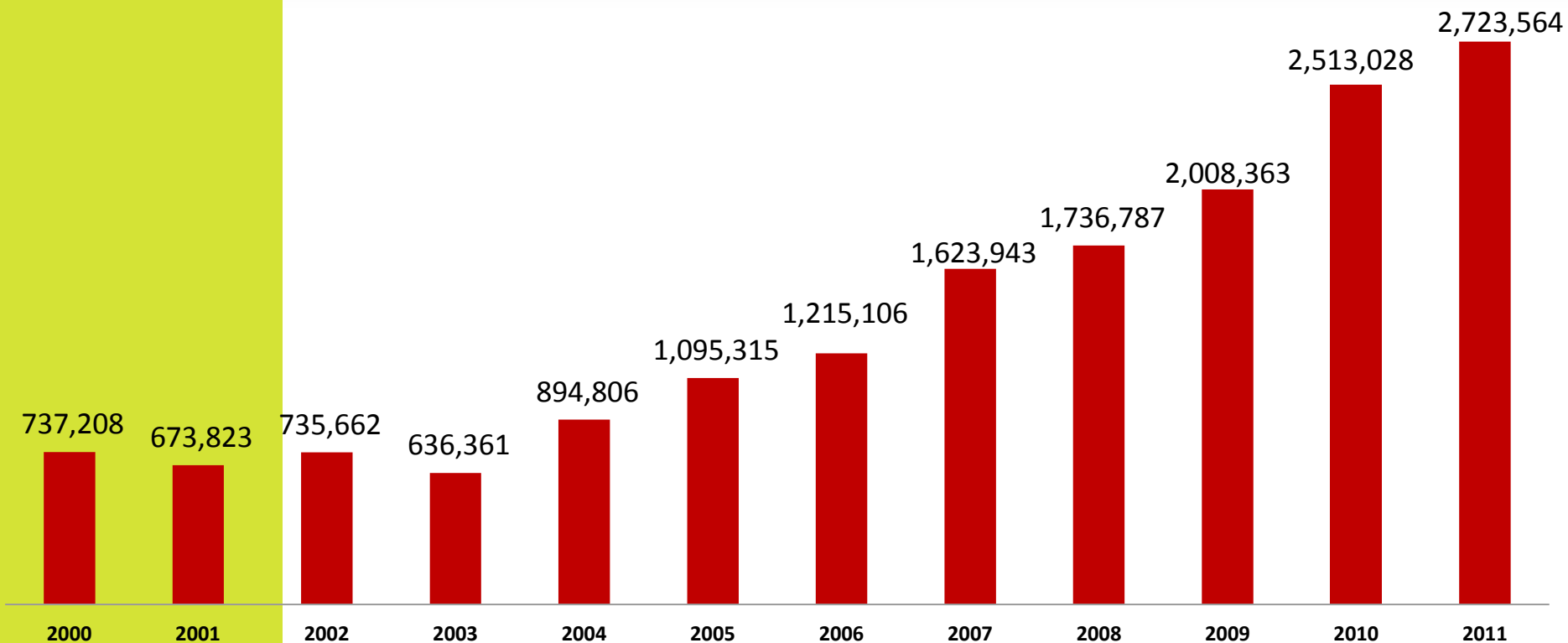


2006	2007	2008	2009	2010	2011
Million \$	Million \$	Million \$	Million \$	Million \$	Million \$
173.24	233.30	275.51	267.70	381.66	406.18



# TOURIST ARRIVALS

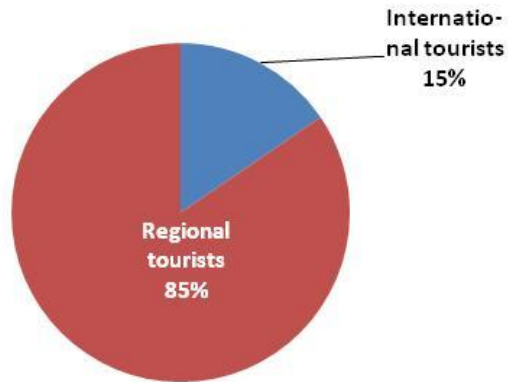
Tourist Arrivals



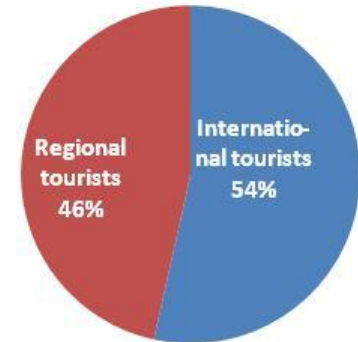


# LAOS TOURISM: TOURIST COMPONENTS

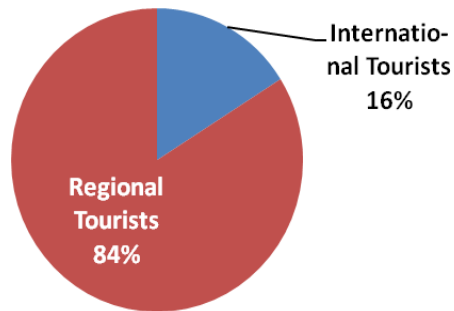
### Arrivals 2011



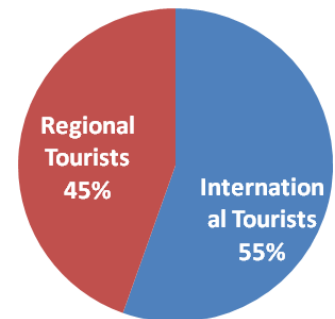
### Revenue 2011



### Arrivals 2010



### Revenue 2010





# VISITORS BY CONTINENT

<b>Continent/ Year</b>	<b>2007</b>	<b>2008</b>	<b>2009</b>	<b>2010</b>	<b>2011</b>	<b>Market Share %</b>
Asia & Pacific	1,406,456	1,482,499	1,820,571	2,260,026	2,464,651	90.49
Europe	147,667	168,756	130,176	178,140	181,539	6.67
The Americas	61,463	75,266	53,348	67,291	96,990	3.56
Africa and Middle East	8,357	10,266	4,268	7,571	7,384	0.27
<b>Total</b>	<b>1,623,943</b>	<b>1,736,787</b>	<b>2,008,363</b>	<b>2,513,208</b>	<b>2,723,564</b>	<b>100%</b>

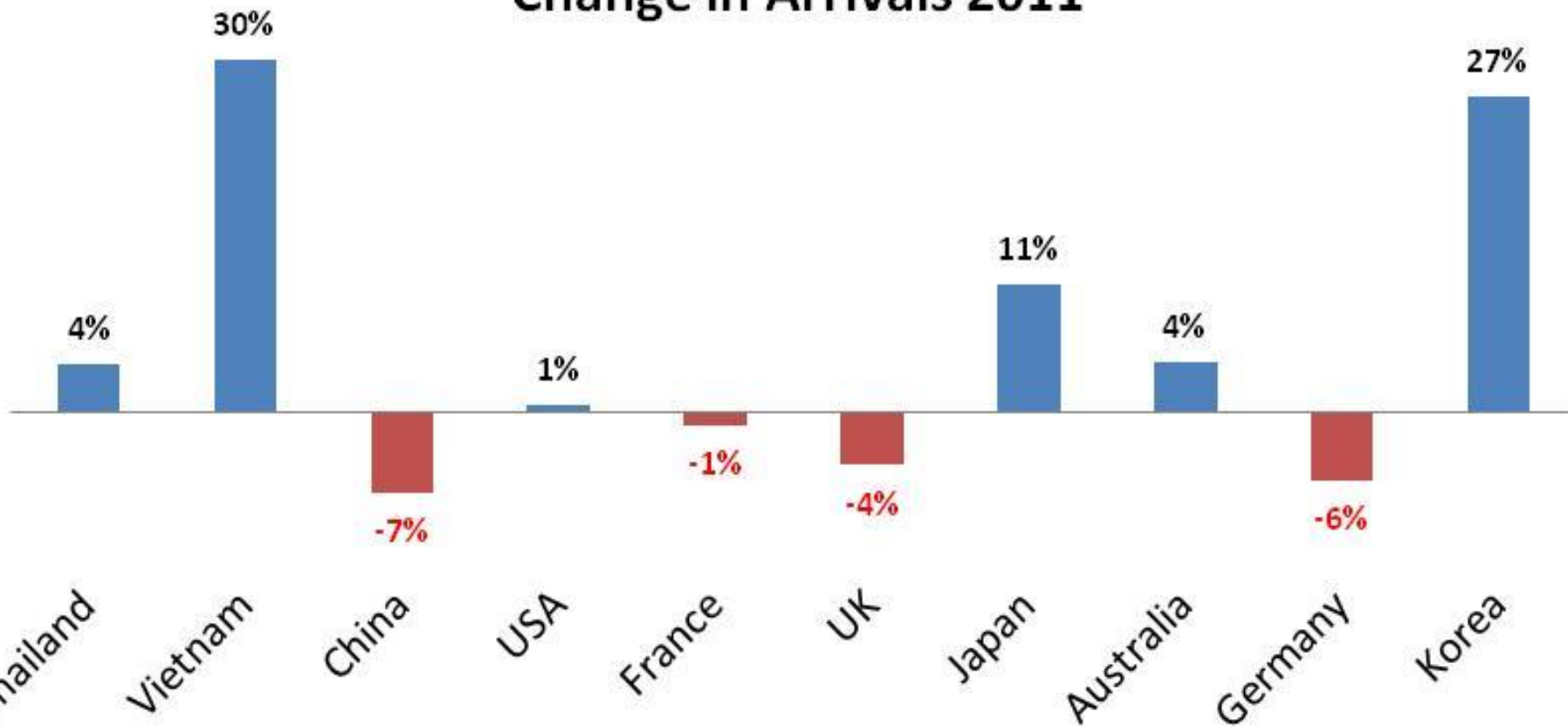


# TOP TEN TOURIST GENERATING COUNTRIES

Countries	2010	2011
Thailand	1,517,064	1,579,941
Vietnam	431,011	561,586
China	161,854	150,791
USA	49,782	50,092
France	44,844	44,399
Japan	34,076	37,883
UK	37,272	35,622
Korea	27,312	34,707
Australia	30,538	31,874
Germany	22,583	21,280

# CHANGE IN TOP TEN (2011)

Change in Arrivals 2011





# AVERAGE LENGTH OF STAY

Type of Tourists	2009 (Days)	2010 (Days)	2011 (Days)
All Types	4.50	4.50	4.50
International Tourists	7.0	7.0	7.0
Regional Tourists	2.0	2.0	2.0



# CONTINENT VISITORS GENERATING FOR THE 1<sup>ST</sup> QUARTER OF 2012

<b>Continent/Year</b>	<b>2011</b>	<b>2012</b>	<b>Change 12/11 (%)</b>
<b>Asia &amp; Pacific</b>	<b>677,578</b>	<b>763,689</b>	<b>13</b>
<b>Europe</b>	<b>59,487</b>	<b>58,438</b>	<b>-2</b>
<b>The Americas</b>	<b>21,202</b>	<b>22,334</b>	<b>5</b>
<b>Africa and Middle East</b>	<b>2,108</b>	<b>2,103</b>	<b>-0</b>
<b>Total</b>	<b>760,375</b>	<b>846,564</b>	

# CHANGE IN TOP TEN (2012)

Change in Arrivals 2012 (1st quarter)





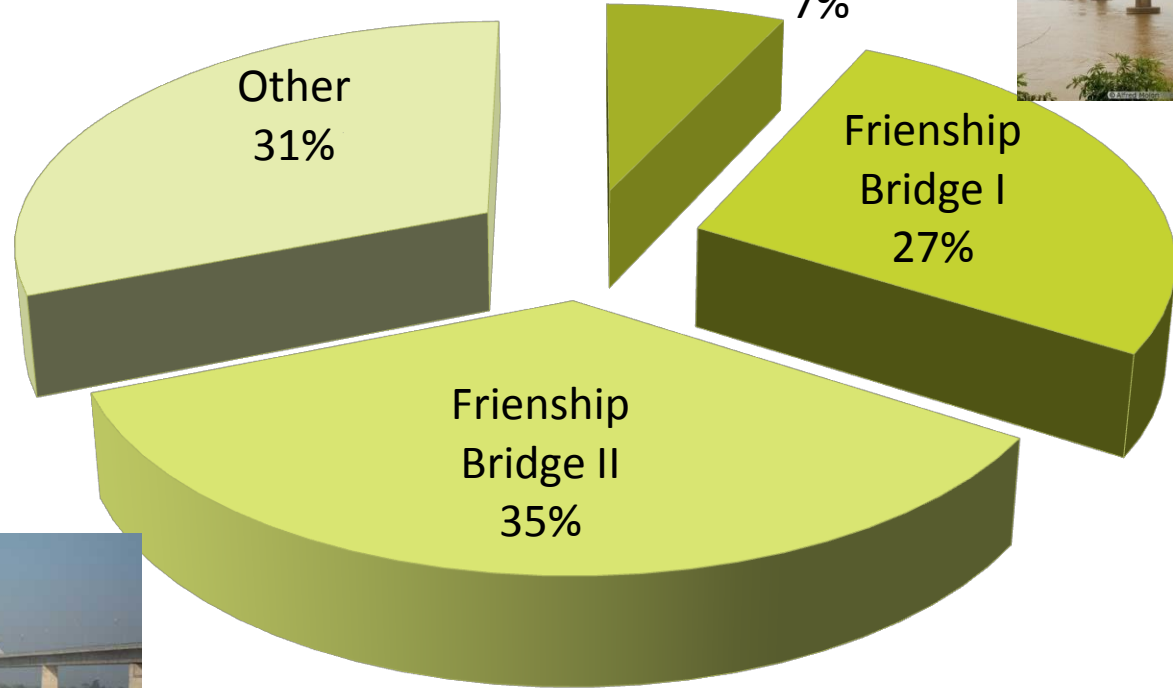
# PORT OF ENTRY



Wattay  
Airport  
7%



Friendship  
Bridge I  
27%





# Visa on Arrivals

International Check Points	Visa
Boten, LuangNamtha (Lao) – Bohan (China)	On arrival
Houei Xay, Bokeo (Lao) – Chiang khong (Thailand)	On arrival
Friendship Bridge I (Vientiane Capital - Nongkai)	On arrival
Nam Heuang, Friendship Bridge (Lao-Thailand) Sayabouli	On arrival
PakXan, Bolikhamxay (Lao) – Bungkhan (Thailand)	No visa on arrival
Thakeak, Khammouane (Lao) – Nakhonephanom (Thailand) Friendship Bridge III	On arrival
Friendship Bridge II, Savannakhet (Lao) – Moukdahan(Thailand)	On arrival
Vang Tao, Champasak (Lao) – Song mek (Thailand)	On arrival
Nam Ngeun, Sayabouli (Lao) – Houay khonh (Thailand)	On arrival



# Visa on Arrivals (Con't)

<b>International Check Points</b>	<b>Visa</b>
Thanaleng Train Station Lao - Thai	On arrival
Nam Soy, Huaphanh (Lao) – Na Meo (Vietnam)	On arrival
Nam Kanh, Xiengkhuang (Lao) – Nam Khanh (Vietnam)	On arrival
Nam Phao, Bolikhamxay (Lao) – Kao Jeo (Vietnam)	On arrival
Na Phao, Khammoaune (Lao) – Jalor (Vietnam)	On arrival
Dane Savanh, Savannaket (Lao) – Lao Bao (Vietnam)	On arrival
Pang Hok, Phongsaly (Lao) – Taijang (Vietnam)	On arrival
Phou Keua, Attapue (Lao) – Bur i (Vietnam)	On arrival
Nong Nok kien, Champasak (Lao) – Tapiengkien (Cambodia)	On arrival
Mueang Mome, Bokoe (Lao) – Thakeelek (Mynmar)	No visa on arrival



# Visa on Arrivals (Con't)

<b>International Airport</b>	<b>Visa</b>
Wattay International Airport, Vientiane Capital	On arrival
LuangPrabang International Airport	On arrival
Pakse International Airport	On arrival
Savannakhet International Airport	On arrival

<b>Summary</b>	<b>No. of Check Point</b>
International Check Points	23
Local Check Points	36
Traditional Check Points	46
<b>Total</b>	<b>105</b>



# Visa Exemption

✓ ✓ One Side    ✓ Both Sides

Country	Diplomatic Passport	Official Passport	Ordinary Passport	Day
Cambodia	✓	✓	✓	30
Cuba	✓	✓		30
China	✓	✓		30
Malaysia	✓	✓	✓	30
Myanmar	✓	✓	✓	30
Korea (North)	✓	✓	✓	30
Mongolia	✓	✓	✓	30
Russia	✓	✓	✓ ✓	30/15
Indonesia	✓	✓	✓	14
Brunei Darussalam	✓	✓		14
Vietnam	✓	✓	✓	30
Singapore	✓	✓	✓	30



# Visa Exemption (Con't)

✓ ✓ One Side    ✓ Both Sides

Country	Diplomatic Passport	Official Passport	Ordinary Passport	Day
Thailand	✓	✓	✓	30
Philippines	✓	✓	✓	30
India	✓	✓		30
Hungary	✓	✓		30
Poland	✓	✓		30
Timor Leste	✓	✓		30
Czech Republic	✓	✓		30
Japan	✓		✓ ✓	90/15
Korea (South)	✓	✓	✓ ✓	90/15
Luxembourg			✓ ✓	15
Swiss			✓ ✓	15
Peru	✓	✓		90



# ACCOMMODATION AND RESTAURANT STATISTICS

Type	2010	2011
Total Number of Hotels	357	435
Total number of Guesthouses	1,344	1,491
Total Number of Rooms	30,284	32,960
Total number of Beds	42,014	43,274
Total number of Restaurants	1,148	1,380





# OCCUPANCY RATES

Province	2010	2011
Bokeo	56%	62%
Champassak	63%	68%
Luang Prabang	63%	68%
Luang Namtha	55%	56%
Savannakhet	68%	60%
Vientiane Capital	65%	63%
Khammouane	52%	50%
Xieng Khouang	54%	56%
Average for Lao P D R	56%	57%



# TRAVEL AGENTS STATISTICS



	2008	2009	2010	2011
Number of travel agents	143	166	189	236
Number of branches in provinces	65	71	77	74





# TOURIST ATTRACTION STATISTICS

Type of Attraction	Number
Natural Attractions	849
Cultural Attractions	435
Historical Attractions	209
World Heritage Sites	2
<b>Total</b>	<b>1,493</b>





# THANK YOU FOR YOUR ATTENTION

Kob Chai  
Lai Lai

